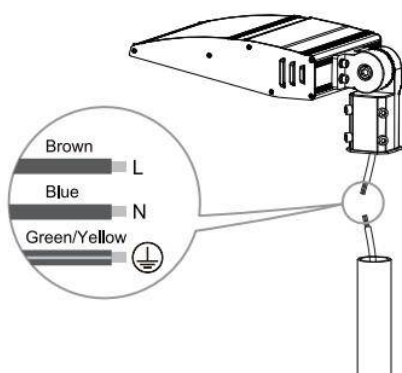


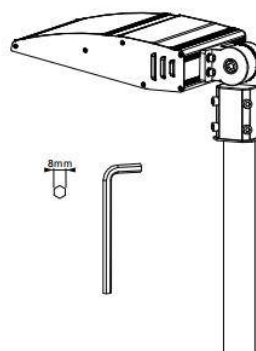


Slip Fitter Mount**1**

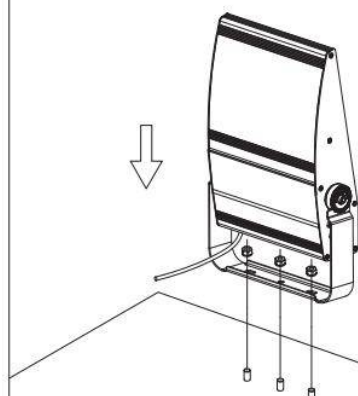
Wire the AC cable correctly and fix the luminaire to the pole by screws.

**2**

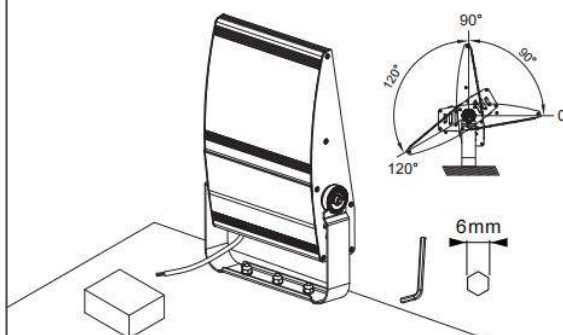
Adjust the slip fitter to the desired angle, then tighten the screws on the slip fitter.

**Bracket Mount****1**

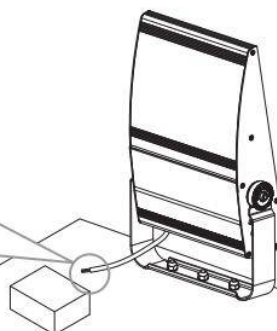
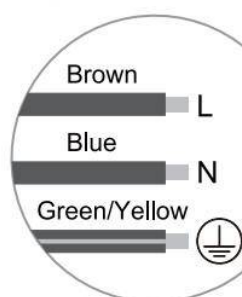
Fix the luminaire to mounting surface by bolts and nuts.

**2**

Loosen the screws on both side of the bracket and adjust the luminaire to the desired angle, then tighten the screws.

**3**

Wire the AC cable correctly.



Trunnion Mount